

AXIS Camera Station Cloud Storage

About the cloud storage

AXIS Camera Station Cloud Storage is an add-on service complementing *AXIS Camera Station Edge* and *AXIS Camera Station Pro* installations, offering the ability to safely store and manage your video recordings in the cloud.

Compatibility

AXIS Camera Station Cloud Storage compatibility depends on which product you use:

- **AXIS Camera Station Edge** – fully supported, with no version limitations.
- **AXIS Camera Station Pro** – works only with version 6.18 or earlier.

Important

If you upgrade *AXIS Camera Station Pro* beyond version 6.18, your cloud storage service stops working, and you'll lose all data currently stored in the cloud. We recommend you export your recordings to local storage before upgrading. Security updates for version 6.18 will continue until cloud storage support is restored in a later version.

Get started

Before you start, make sure you meet these requirements:

- You have AXIS Camera Station Pro or Edge set up on your system.
- Your network provides internet access and is configured with a DNS server so the cameras can connect.
- Your AXIS Camera Station Pro server, or devices in AXIS Camera Station Edge, are registered to connected services.
- Your cameras run AXIS OS 11.11.73 or later. Find out which products are compatible on our *Product compatibility page*.

Store recordings in the cloud

AXIS Camera Station Cloud Storage offers a way to store your recordings in the cloud. To configure cloud storage:


1. Enable connected services on your devices.
2. Activate cloud storage for the organization. See *Activate cloud storage for an organization, on page 4* for more information.
3. Turn on cloud storage for your individual cameras. See *Turn on cloud storage for your individual cameras, on page 6* for more information.

Note


For AXIS Camera Station Cloud Storage to connect to required services, your firewall needs to allow certain internet traffic. See *Firewall configuration, on page 7* for more information.

Activate cloud storage for an organization

1. Open the My Systems menu



2. Open




Cloud storage.


3. Click **Activate** and follow the on-screen instructions.

Turn on cloud storage for your individual cameras

1. Open the My Systems menu



2. Open



Cloud storage.

3. Select the cameras that you want to turn on cloud storage for.
4. Click Turn on cloud storage.
5. Customize your storage setup after your needs. See *Recording settings, on page 9* for more information.
6. Click Confirm.

View cloud-stored recordings

Once you've turned on cloud storage, you can view and export your recordings in the *AXIS Camera Station web client*. Your recordings are available based on your configured retention period.

Firewall configuration

For AXIS Camera Station Cloud Storage to connect to required services, you must allow the following URLs in the firewall:

- *.connect.axis.com
 - prod.keyserver.vms.connect.axis.com
 - prod.cloudstorage.vms.connect.axis.com

- *.wasabisys.com
 - *.s3.<region>.wasabisys.com

<region>	Description
ap-northeast-1	Japan
ap-southeast-2	Australia
ca-central-1	Canada
eu-central-2	EU
eu-west-1	UK
us-east-1	US

Recording settings

By default, your recordings are stored for 30 days in 720p at 15 frames per second. However, you can customize your cloud storage setup to meet your specific recording needs for each device.

The following options are available for customizing your cloud storage setup:

Option	Description
Storage location	Specifies where you store your recordings. Changing the storage location only applies to new recordings and won't affect previously stored recordings.
Retention time (days)	The number of days you want to retain your recordings. The default retention time is 30 days, but you can choose a custom retention period to suit your needs. This may require additional licenses.
Recording resolution	The quality of your recorded video. The default recording resolution is 720p, but you can upgrade to 1080p. This may require additional licenses.
Frame rate	Specifies how many video frames are captured per second. The default frame rate is 15, but you can adjust it to 10 or 5 if you have limited bandwidth.

License stacking

Each cloud storage license includes a one-year subscription with 30 days of continuous 720p recording per video source (sensor). To achieve a longer retention period or higher resolution, you can stack multiple licenses. For example:

- Two licenses can provide 60 days of retention at 720p.
- Four licenses can provide 60 days of retention at 1080p.

You can use our *license calculator* to determine the number of licenses required based on your retention and resolution needs. To learn more about licenses, go to *Axis licenses guide*.

T10217677

2026-06 (M7.2)

© 2024 – 2026 Axis Communications AB