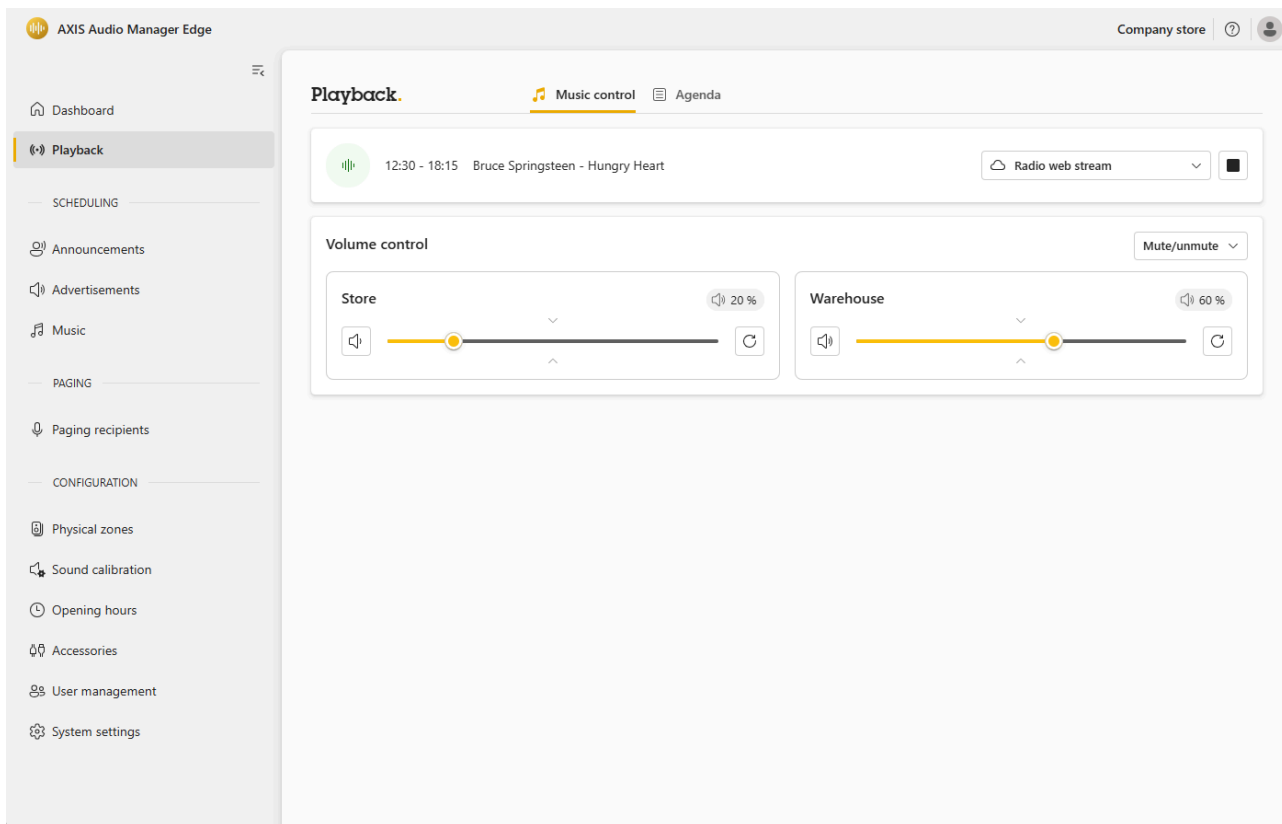


AXIS Audio Manager Edge

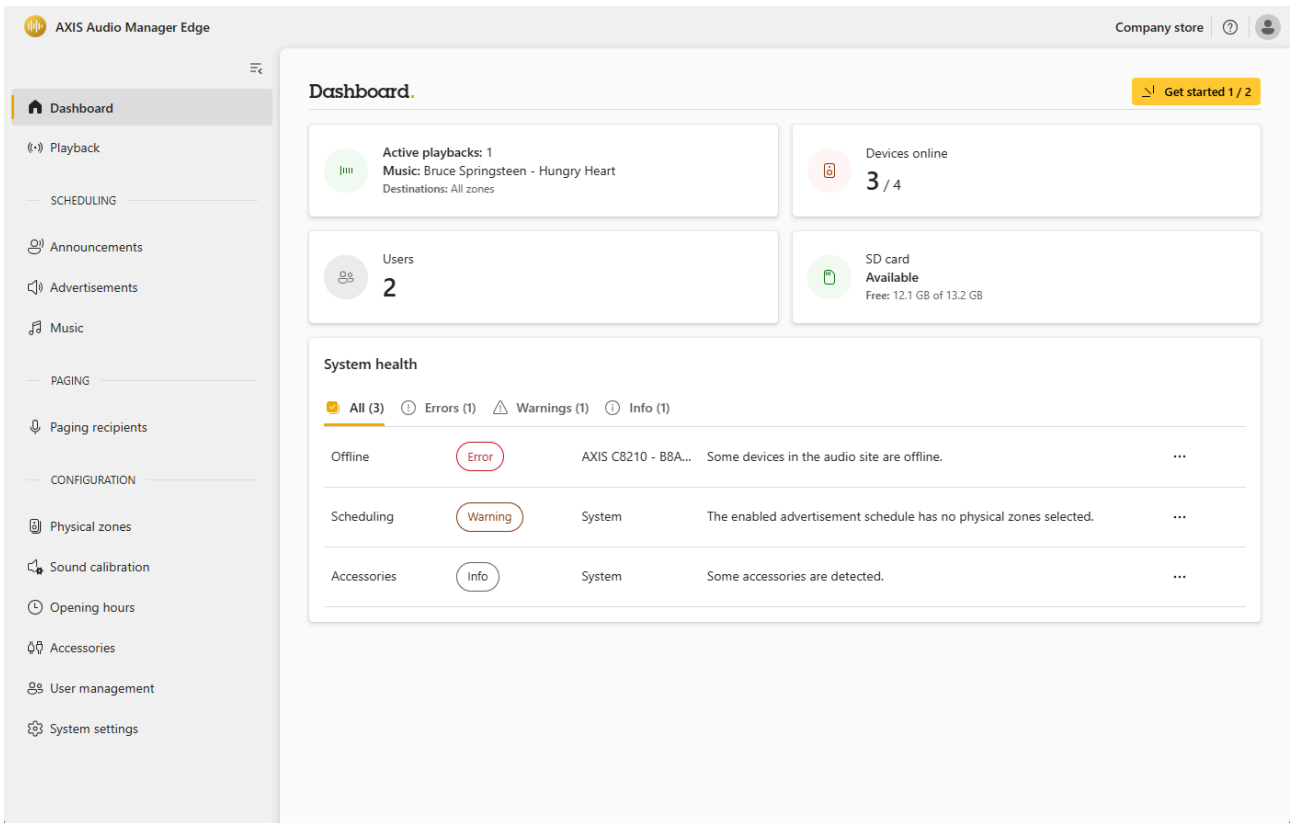
AXIS Audio Manager Edge - AXIS OS 12.7

November, 2025

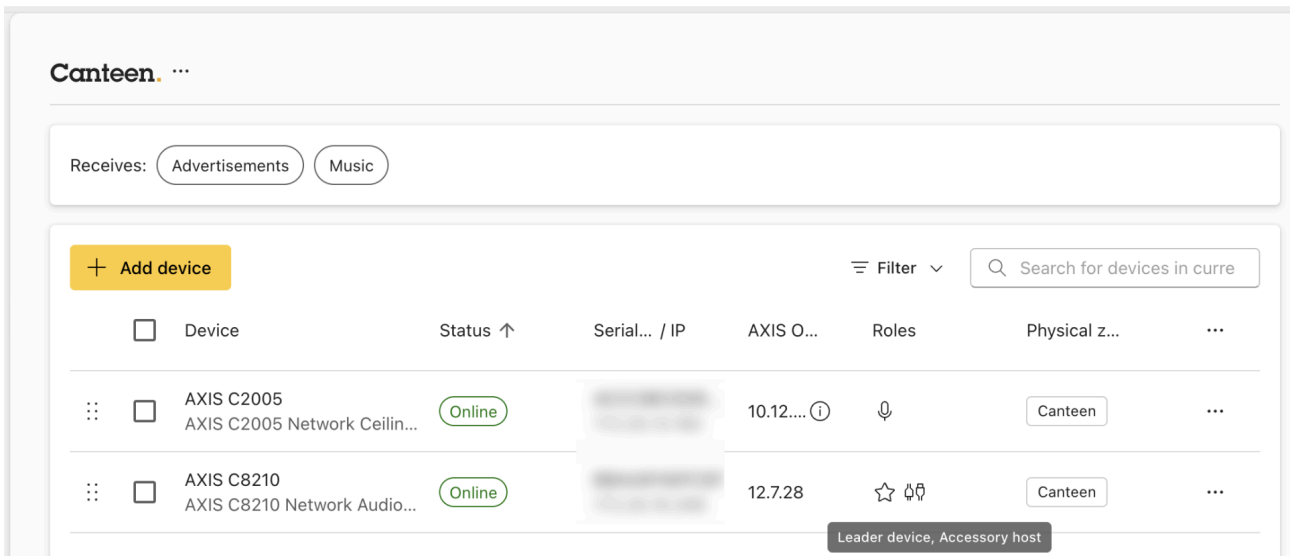
- **Music volumes is now called Playback.** This page also shows the agenda of currently playing and upcoming content.



- **Load distribution** – Reduce the load on the processor of the leader device by distributing tasks, such as decoding audio files or streaming web content, to be performed by follower devices instead. Will use port 15397 between devices on the local network. It is turned on by default.
- **Dashboard updated** – The dashboard shows more information on system and health status.



- Physical zones updated – The list now shows roles of the devices. You can filter on the roles.



- API for volume updated – Now you can use offset on volumes and toggle the mute state with the API. See or use the API builder in AXIS Audio Manager Edge.

API builder.

The API allows other applications and systems to access data and interact with AXIS Audio Manager Edge.

Action

Offset volume

Physical zone

Change physical zone

Canteen

Offset volume

Offset

10

API request

URL

POST

https://



Body

```
{  
  "volumeOffset": 10  
}
```



- **Dual line-in support** – AXIS D3110 Mk II Connectivity Hub can now use both audio-in ports as separate line-in music sources.

AXIS Audio Manager Edge - AXIS OS 12.6

September, 2025

- **API builder** – A built-in tool that assists in building API requests. This tool simplifies the process of crafting the required JSON by helping you select the correct IDs and avoiding common errors such as typos, missing parentheses, or incorrect syntax. See *AXIS Audio Manager Edge API*

The screenshot shows the 'API builder' section within the 'System settings' menu. The left sidebar lists various settings categories, with 'API builder' selected. The main content area is titled 'API builder.' and includes a descriptive sentence: 'The API allows other applications and systems to access data and interact with AXIS Audio Manager Edge.' Below this, there are several configuration fields: 'Action' is a dropdown menu set to 'Change volume'; 'Physical zone' is a button labeled 'Canteen' with a 'Change physical zone' button to its right; 'Volume change' has a 'Volume' input field set to '20'; 'API request' is a section with a 'URL' field containing a blurred address and a 'PATCH' button, and a 'Body' field containing a JSON object:

```
{  "volume": 20}
```

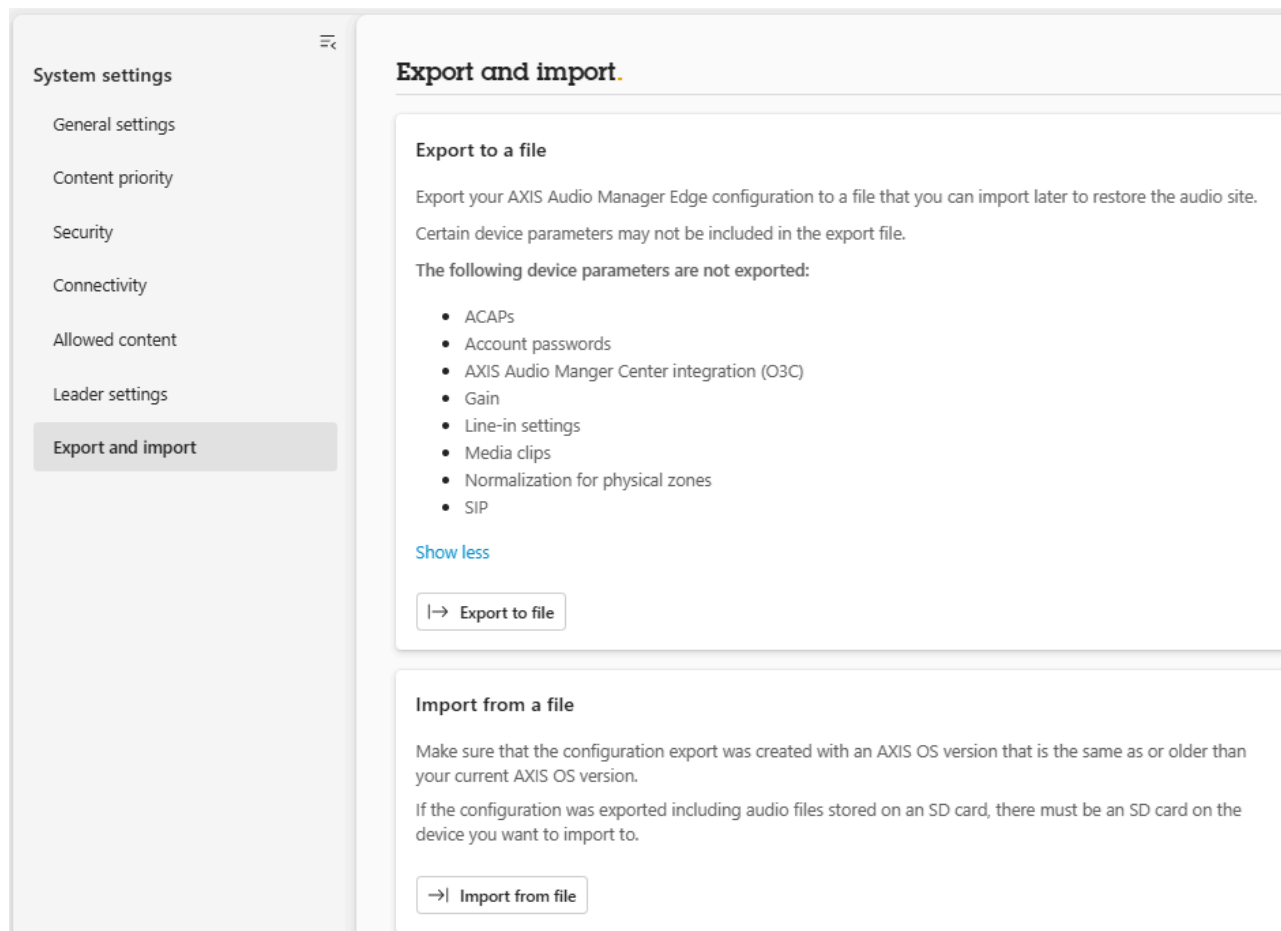
. Each input field has a copy icon to its right.

- **Identify accessory** – You can identify an AXIS C8310 Volume Controller by triggering a blinking pattern on the physical unit, so that it can be easily recognized. This function is available on the **Accessories** page under **Actions**.

AXIS Audio Manager Edge - AXIS OS 12.5

June, 2025

- You can now export your AXIS Audio Manager Edge site configuration to a file. You can then import this file to restore your site. You can also create a new site from an exported file.



- Added audioSessions to the AXIS Audio Manager Edge API. You can use this to get a list of the currently configured paging recipients. With this API a user can configure paging recipients in the AXIS Audio Manager Edge user interface. Other management software can use this API to fetch information about what is configured and how to interact with the paging recipients.
- The volume adjustment slider now works according to a linear scale instead of an exponential one. This makes it easier to set the volume level you want.
- Updates for AXIS C8310 Volume Controller
 - Since the buttons on AXIS C8310 now can be used for triggering actions, we have made it possible to deactivate source control and volume control in Edge. This can be useful, for example, if you use a button on the AXIS C8310 to initiate a SIP call, but don't want the same button to also switch music source or adjust the volume. It is also useful if you want to limit what a user can control, for instance only volume or only source control.
 - You can configure the AXIS C8310 to have its buttons deactivated after a time of inactivity. To unlock the buttons, press the volume up and volume down buttons at the same time.

For more information about AXIS C8310 Volume Controller, see axis.com/products/axis-c8310.

AXIS Audio Manager Edge - AXIS OS 12.4

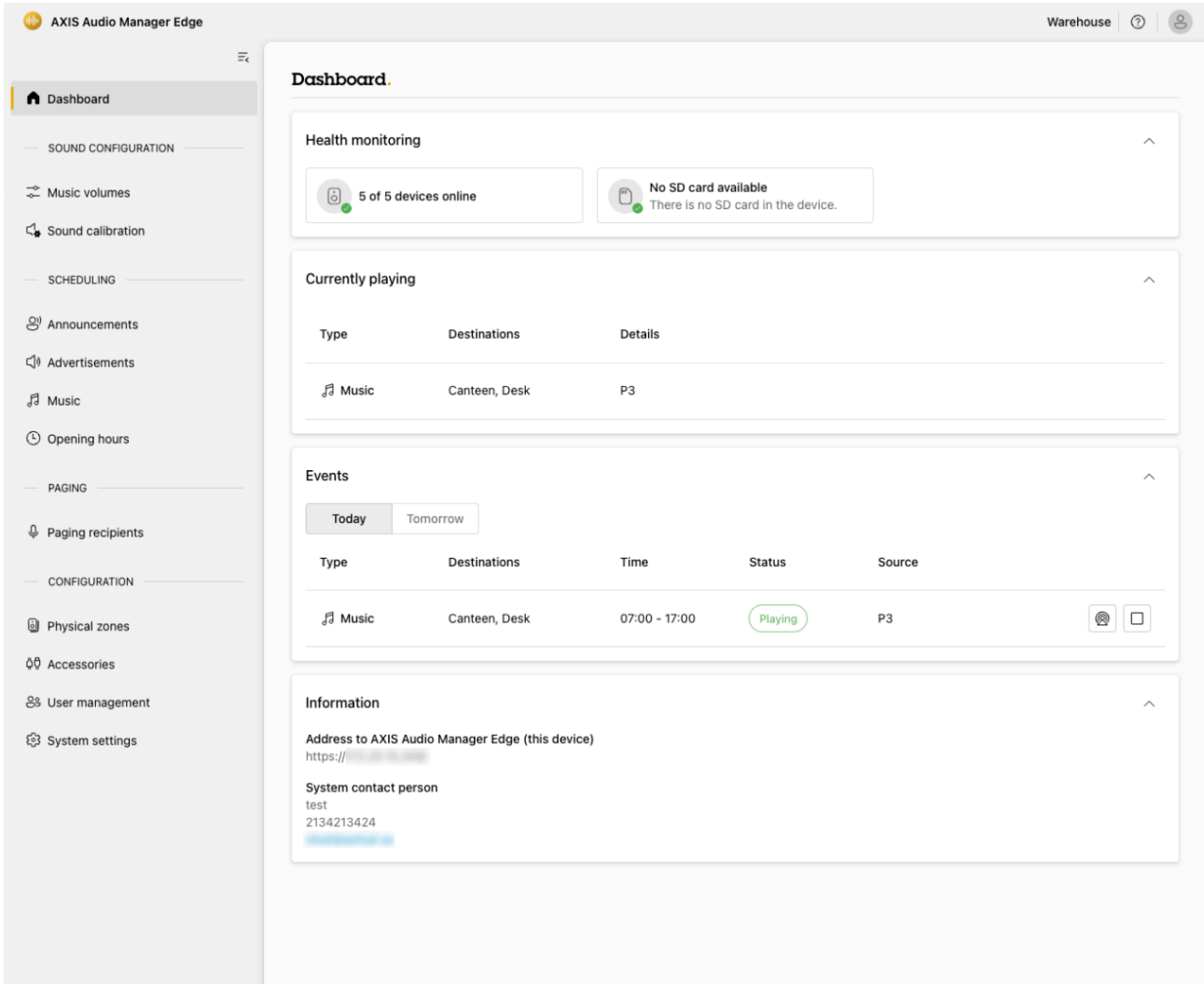
April, 2025

- When creating a new one-way paging recipient with VAPIX or SIP, the intermediary device will be selected automatically.

AXIS Audio Manager Edge - AXIS OS 12.3

March, 2025

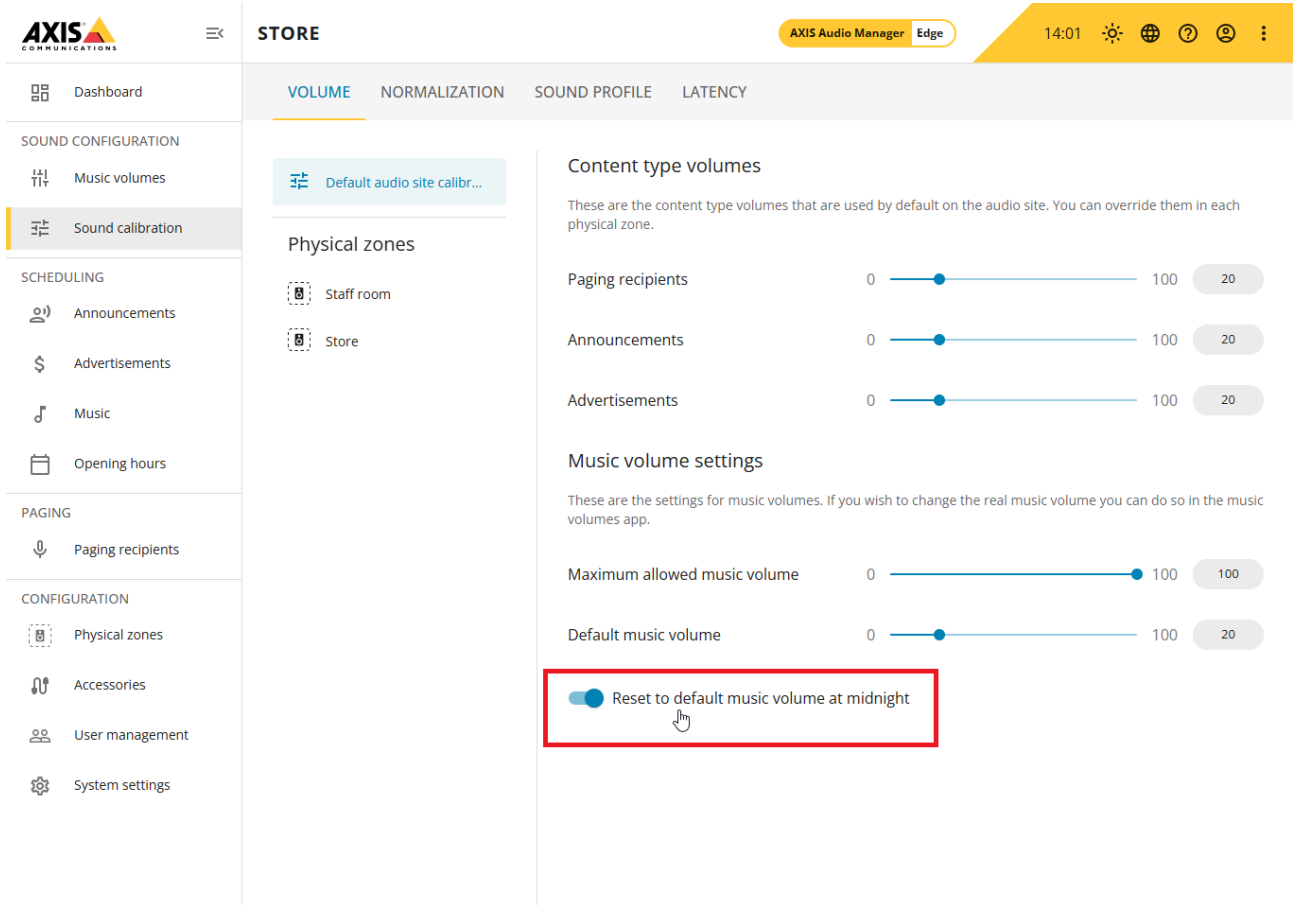
- The user interface has been redesigned for improved usability and appearance.



AXIS Audio Manager Edge - AXIS OS 12.2

January, 2025

- Added option to reset music volume to default value at midnight every night.



- New calendar view for improved visual overview of advertisements and announcements schedules.

- Dashboard
- SOUND CONFIGURATION
 - Music volumes
 - Sound calibration
- SCHEDULING
 - Announcements**
 - Advertisements
 - Music
 - Opening hours
- PAGING
 - Paging recipients
- CONFIGURATION
 - Physical zones
 - Accessories
 - User management
 - System settings

Weekly announcement schedule [✎](#)

CLOSE + EVENT

INFO WEEK DAY LIST

| | Monday | Tuesday | Wednesday | Thursday | Friday | Saturday | Sunday |
|-------|---|---|---|---|---|----------|--------|
| 08:00 | 08:00:00 - 15:30:00 Announcements libr... Interval: 10 min, 0 sec | 08:00:00 - 15:30:00 Announcements libr... Interval: 10 min, 0 sec | 08:00:00 - 15:30:00 Announcements libr... Interval: 10 min, 0 sec | 08:00:00 - 15:30:00 Announcements libr... Interval: 10 min, 0 sec | 08:00:00 - 14:30:00 Announcements libr... Interval: 10 min, 0 sec | | |
| 09:00 | | | | | | | |
| 10:00 | | | | | | | |
| 11:00 | | | | | | | |
| 12:00 | | | | | | | |
| 13:00 | | | | | | | |
| 14:00 | | | | | ▶ 14:30:00 - Weekend... | | |
| 15:00 | ▶ 15:30:00 - Closing.mp3 | ▶ 15:30:00 - Closing.mp3 | ▶ 15:30:00 - Closing.mp3 | ▶ 15:30:00 - Closing.mp3 | | | |
| 16:00 | | | | | | | |

AXIS Audio Manager Edge - AXIS OS 12.1

November, 2024

- Added a target API endpoint that makes it possible to adjust different volumes within the system.

AXIS Audio Manager Edge - AXIS OS 12.0

October, 2024

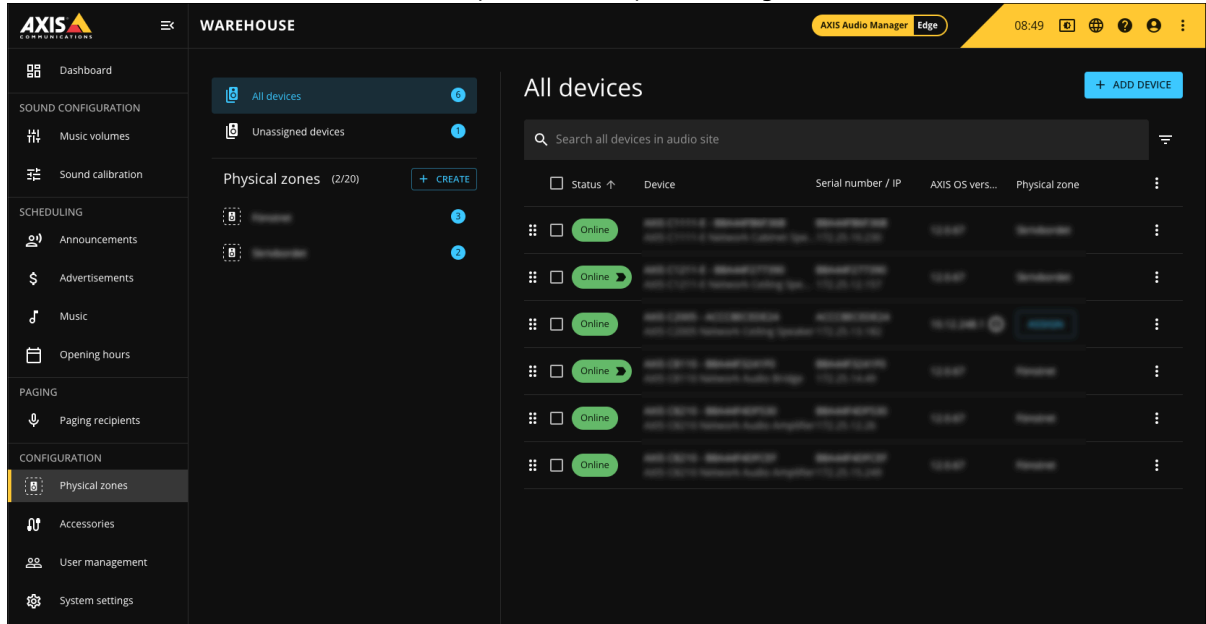
- Added a target API endpoint that makes it possible to get online/offline status of devices. For more information about the API, see developer.axis.com/vapix/audio-systems/axis-audio-manager-edge-api.

AXIS Audio Manager Edge - AXIS OS 11.11

July, 2024

- **Physical zones**

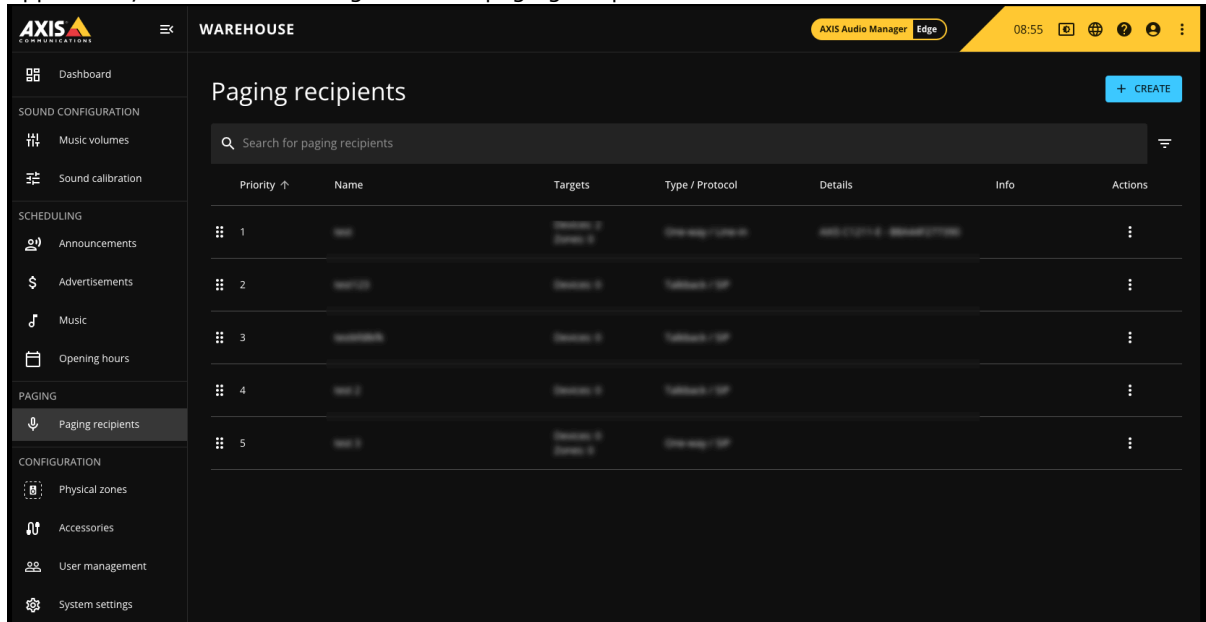
A new "All devices" page has been added for physical zones. This gives you a convenient overview of all devices in the audio site. It is also where you now find your unassigned devices.



See help.axis.com/en-us/axis-audio-manager-edge#set-up-physical-zones

- **Paging sources**

Paging sources has been renamed to paging recipients. Together with this name change, we took the opportunity to make the configuration of paging recipients easier.

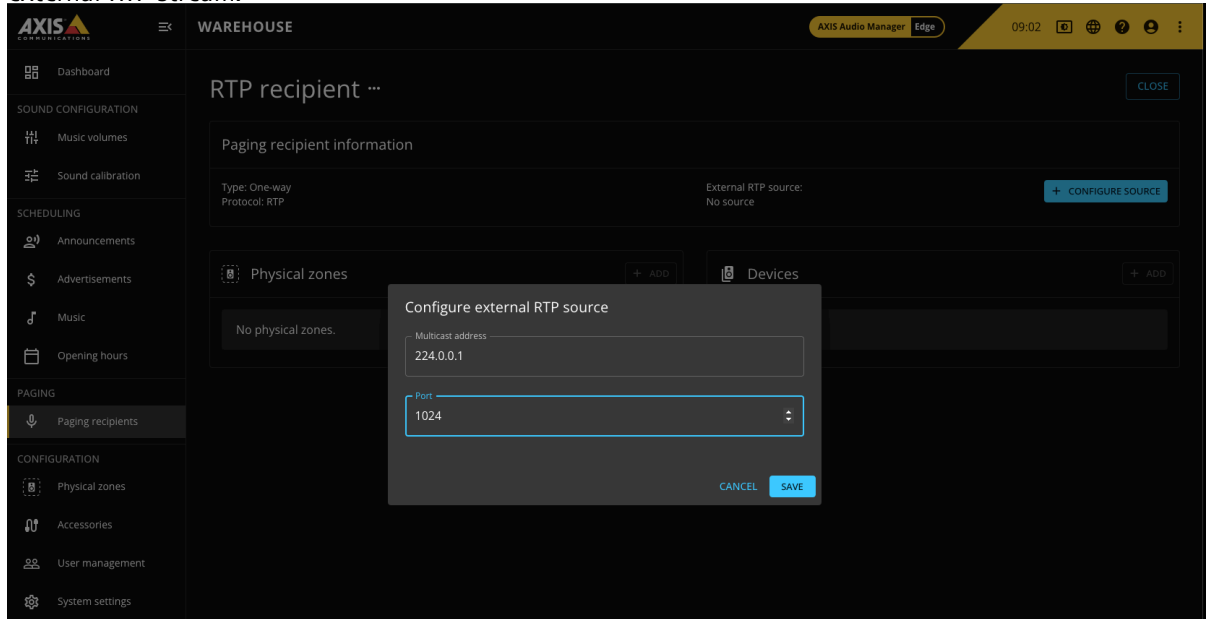


See help.axis.com/en-us/axis-audio-manager-edge#set-up-a-paging-recipient

AXIS Audio Manager Edge - AXIS OS 11.10

April, 2024

- **External RTP paging recipient**
There's a new paging recipient called 'External RTP' that makes it possible to page audio using an external RTP stream.



See help.axis.com/en-us/axis-audio-manager-edge#paging-with-rtp-stream

T10215231

2025-12 (M12.2)

© 2024 – 2025 Axis Communications AB